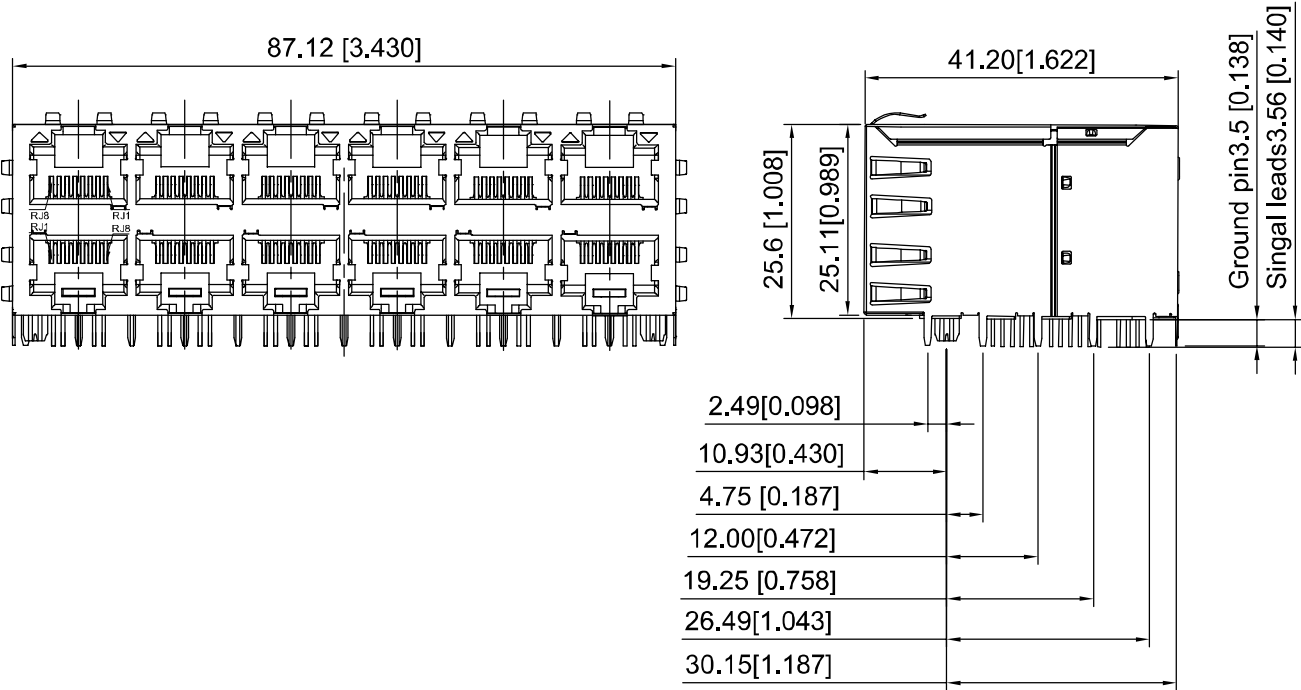
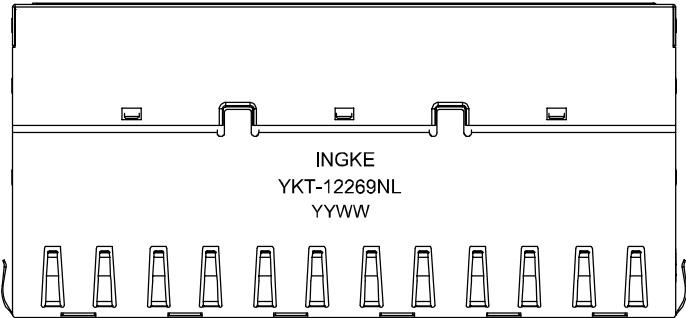


RJ45 2x6 10G BASE-T POE Plus 50u" Gold Plate
P/N: YKT-12269NL

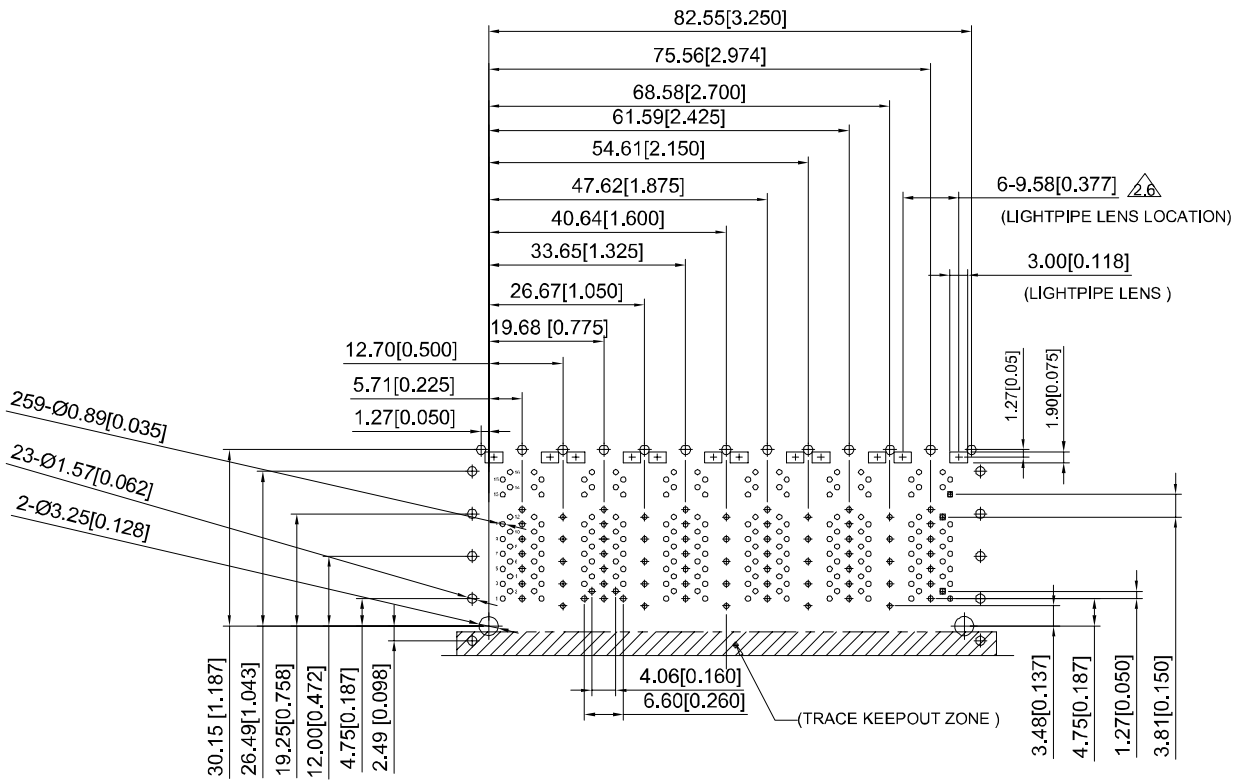
1.MECHANICAL:



- a. Units:mm/inch.
- b. Unless otherwise specified all tolerances are:±0.25[0.010]
- c. Pin length don't include solder point



2.RECOMMENDED PCB LAYOUT



Top View Customer Board (COMP Side)

- a. Units:mm/inch.
- b. Unless otherwise specified all tolerances are:±0.05[0.002]

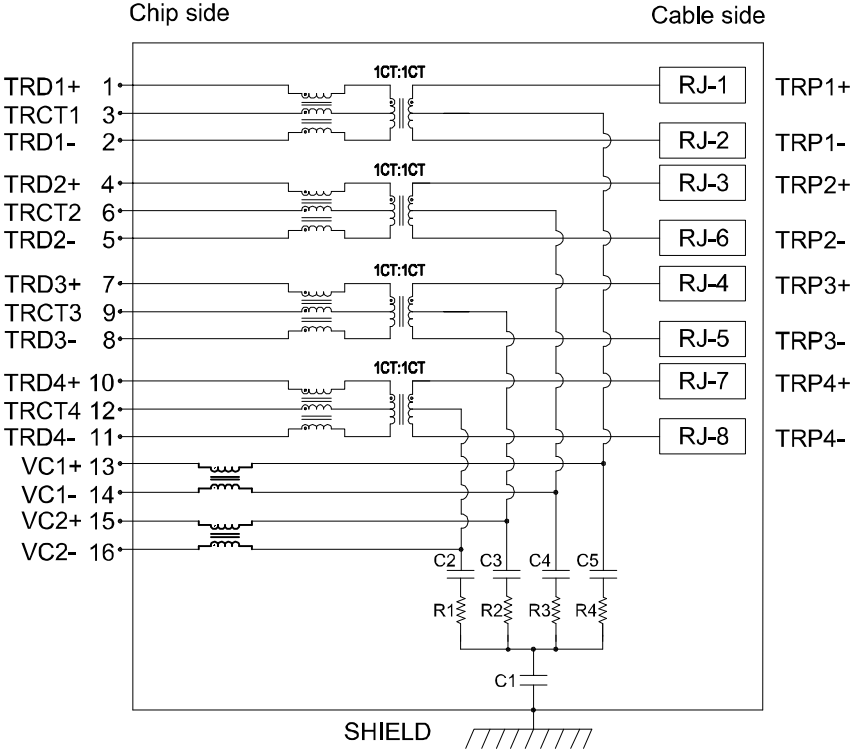
Materials and Finish:

- 2.1 Housing: PBT,BK, Flammability Rating 94V-0.
- 2.2 Insert Base: PBT,BK, Flammability Rating 94V-0.
- 2.3 Shell: Brass, nickel plating.
- 2.4 Mold Jack Contacts: Phosphor Bronze, 50u" Gold Plated.

Maximum SMT LED height should not exceed 1.1mm

RJ45 2x6 10G BASE-T POE Plus 50u" Gold Plate
P/N: YKT-12269NL

3.SCHEMATIC:



Note:
R1-R4=75 OHMS, Resistors.
C1=2KV 1000pF, Capacitor.
C2-C5=100V 22nF, Capacitor.
Balanced DC line current
600 mA Max@57VDC Continuous
720 mA Max@57VDC for 200 milliseconds

4.ELECTRICAL SPECIFICATION @ 25 °C

Item	Specification	Test Condition
Application	10G BASE-T & PoE Plus	
Inductance	160μH Min	100KHz 0.1V Bias @ 0°C to +70°C
Leakage Inductance	0.3μH Max	100KHz 0.1V
DC Resistance	1.5Ω Max	
Turns Ratio	1CT:1CT(All Four Pairs)	100KHz 0.1V
Insertion Loss	-0.8 dB Min	1-20 MHz
	-1.0 dB Min	20.1-50 MHz
	-1.2 dB Min	50.1-200 MHz
	-2.0 dB Min	200.1-400 MHz
	-3.0 dB Min	400.1-500 MHz
Return Loss	-22dB Max	1-100 MHz
	-22+18.27log(f/100)dB Max	100-500 MHz
Cross Talk	-28dB Max	1-100 MHz
	-19dB Max	100-500 MHz
Isolation Hi-pot: (Complies with IEEE 802.3 isolation requirements)	1mA Max	2250VDC
Operating Temperature	0°C to +70°C	